

**FEEDBACK FORM ANALYSIS  
ACADEMIC SESSION 2018-19**

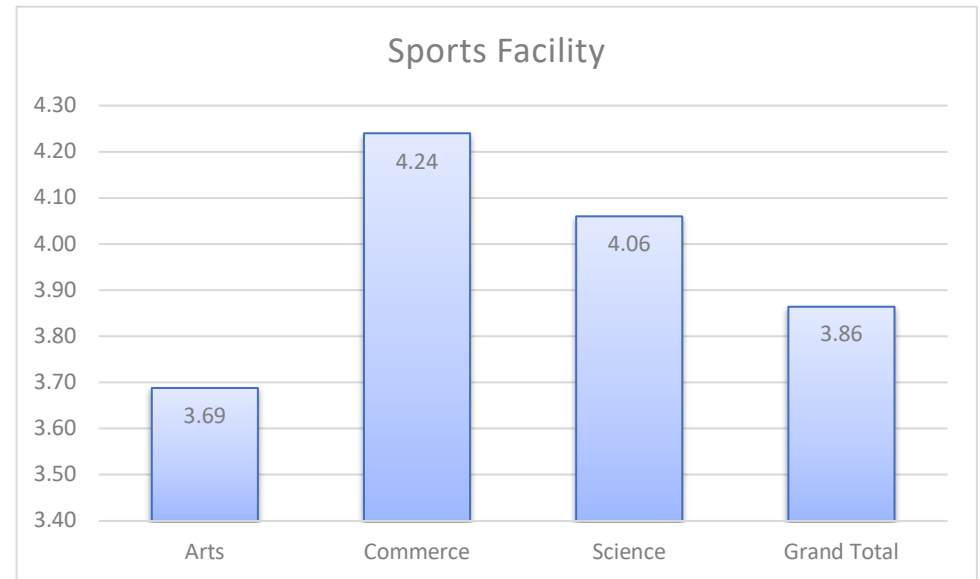
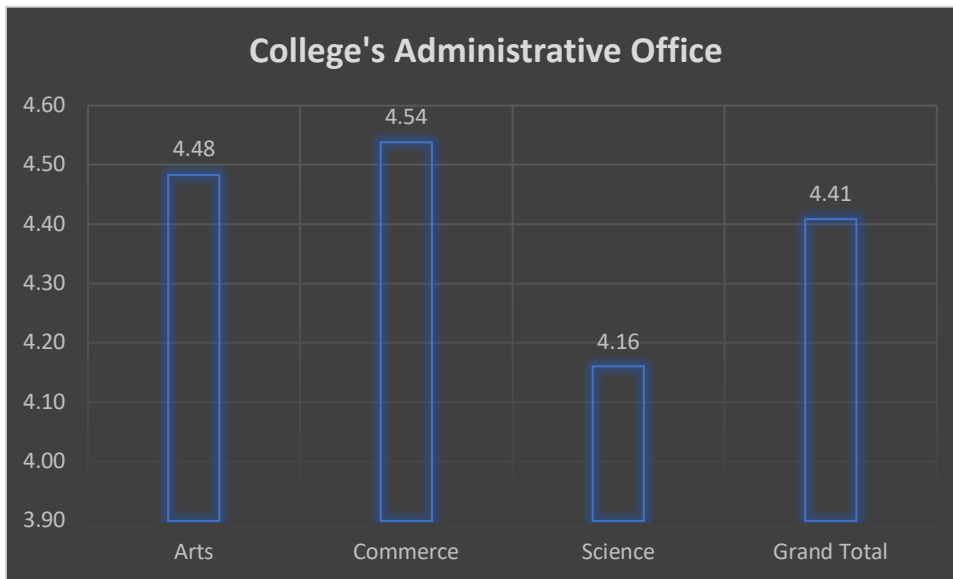
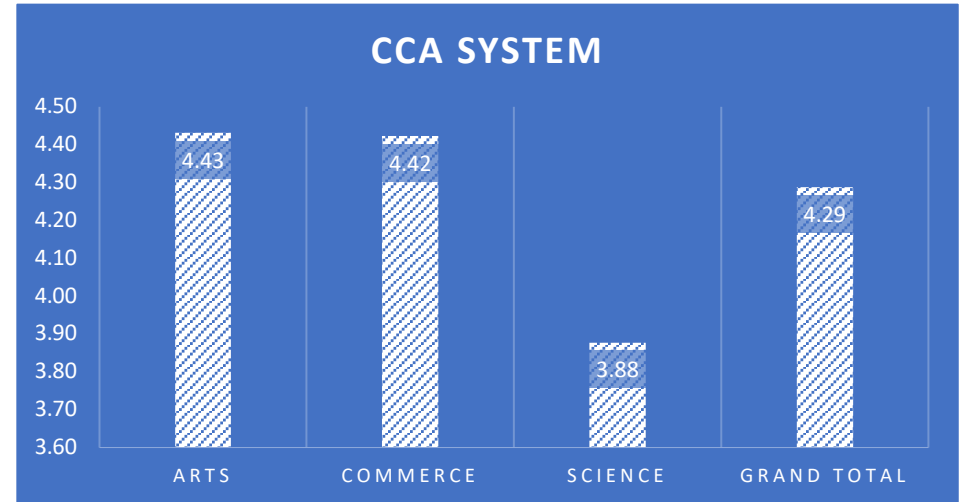
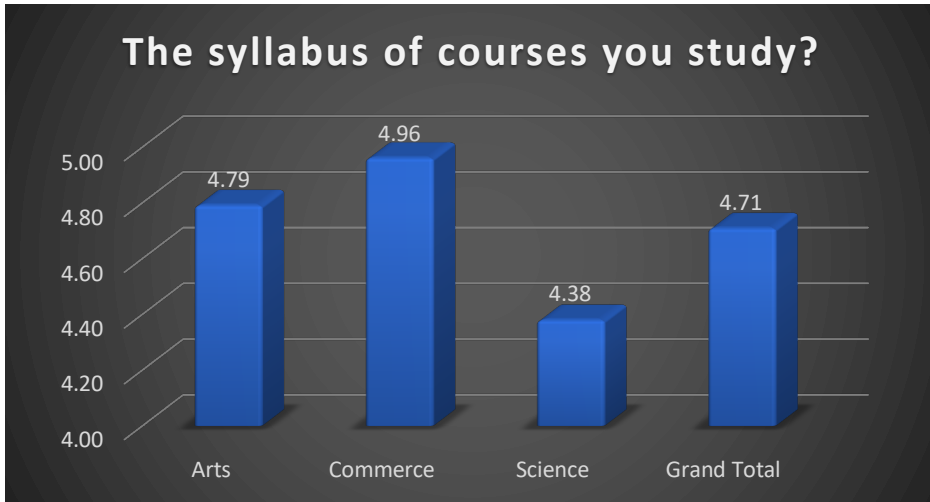
## STUDENT FEEDBACK ANALYSIS IN RESPECT OF TEACHERS

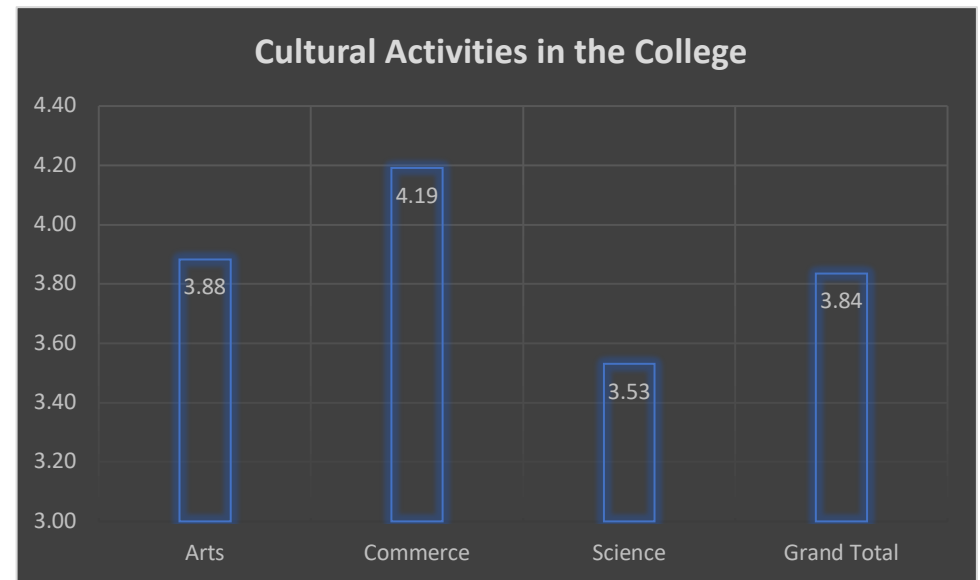
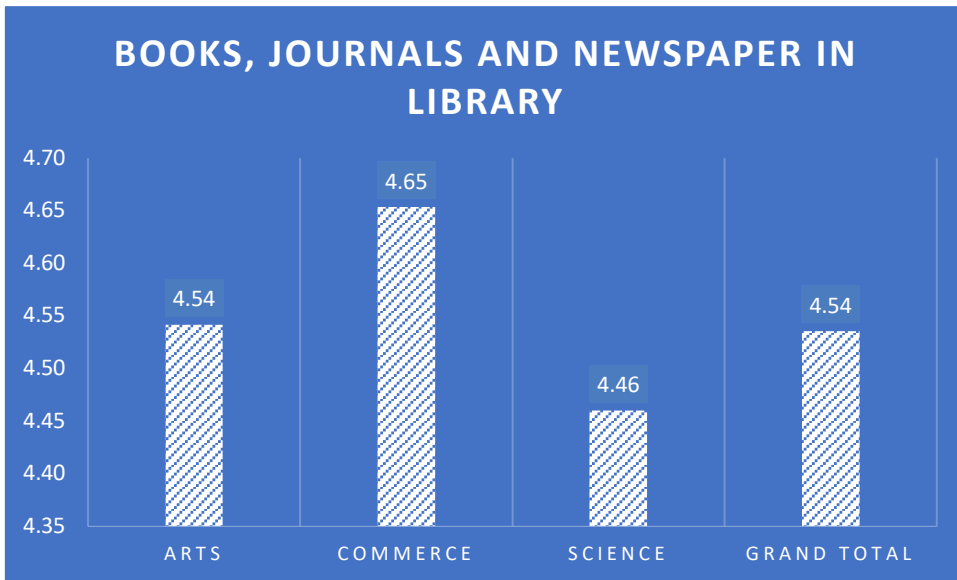
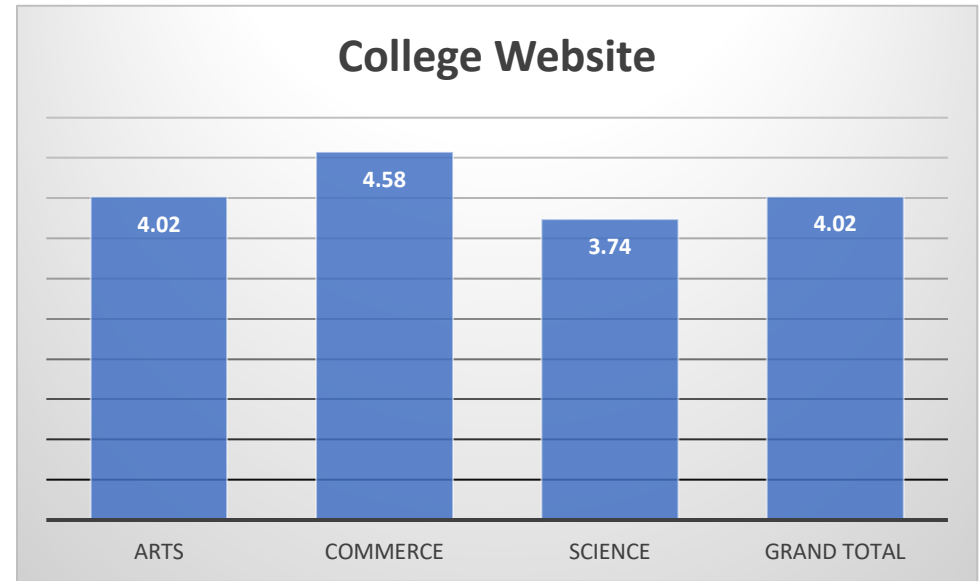
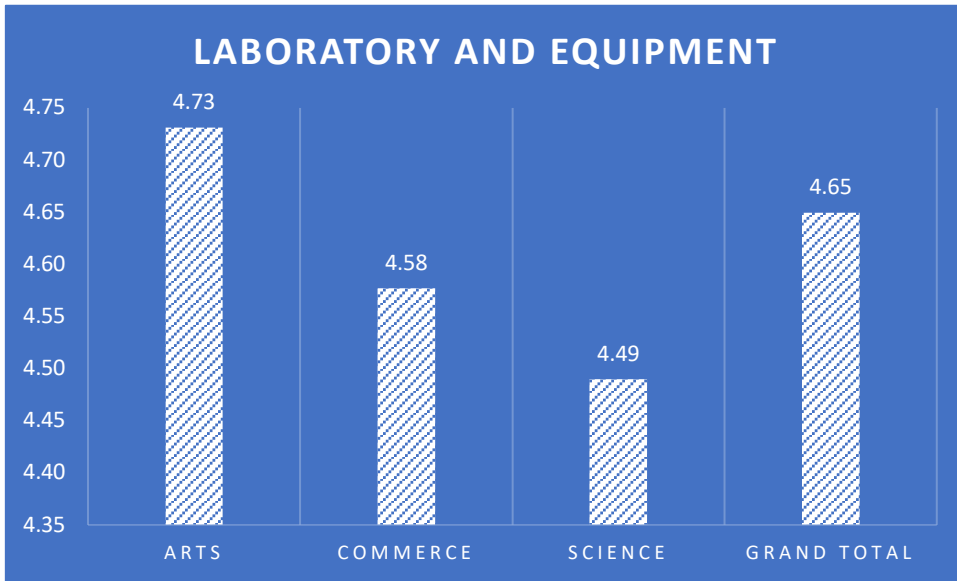
Subject	Classroom organization	Explanation or discussion	Interest and enthusiasm	Interaction with students	Feedback to students	Availability for consultation	Visual Materials	Voice and speech	Reference or supporting materials	CCA	Regular and Punctual
Botany	4.78	4.91	4.61	4.91	4.61	4.65	4.43	4.61	4.73	4.91	4.96
Chemistry	4.62	4.52	4.33	4.33	4.29	4.29	4.67	4.29	4.52	4.48	4.71
Commerce	4.83	4.73	4.67	4.70	4.65	4.35	4.77	4.73	4.73	4.86	4.71
Computer Application	4.55	4.73	4.64	4.82	4.82	4.91	4.73	4.82	4.45	4.91	4.82
Dance	5.00	5.00	5.00	4.71	5.00	5.00	5.00	5.00	5.00	5.00	5.00
Economics	4.71	4.71	4.43	4.79	4.64	4.57	4.71	4.64	4.71	4.93	4.92
Education	4.22	4.56	4.56	4.56	4.44	3.89	4.67	4.00	4.22	4.78	4.33
English	4.46	4.75	4.54	4.93	4.64	4.11	4.96	4.29	4.39	4.71	4.71
Geography	4.76	4.73	4.82	4.73	4.52	4.27	4.76	4.52	4.74	4.73	4.91
Hindi	4.33	4.33	4.33	4.67	4.33	3.33	4.67	4.00	4.33	4.50	4.67
History	4.56	4.69	4.44	4.63	4.50	4.06	4.63	4.63	4.69	4.81	4.69
Home Science	4.80	5.00	4.40	4.80	5.00	5.00	4.60	4.60	4.20	5.00	5.00
Journalism	4.78	4.96	4.85	4.78	4.93	4.67	4.96	4.78	4.74	4.93	4.96
Mathematics	4.50	4.60	4.60	4.50	4.40	4.10	4.50	4.30	4.70	4.70	4.70
Music (I)	4.91	4.82	4.73	4.64	4.91	4.64	4.55	4.82	4.45	4.73	4.91
Nutrition and Health Education	5.00	5.00	5.00	5.00	5.00	4.50	4.50	5.00	5.00	5.00	5.00
Philosophy	5.00	5.00	5.00	5.00	5.00	1.67	5.00	5.00	5.00	5.00	5.00
Physics	4.40	4.35	4.50	4.50	4.16	3.80	4.40	4.35	4.40	4.95	4.79
Pol Science	5.00	4.50	5.00	5.00	4.50	4.00	4.50	4.50	4.50	5.00	5.00
Pol. Science	4.50	4.68	4.62	4.65	4.53	4.24	4.76	4.29	4.48	4.76	4.82
Psychology	4.80	4.20	4.40	4.60	4.40	4.20	4.60	4.20	4.40	4.60	4.80
Pub Admn	4.83	4.67	4.83	4.83	4.83	4.33	4.83	4.80	4.50	4.83	4.67
Sanskrit	5.00	5.00	4.33	4.83	4.75	4.20	4.83	4.09	4.92	5.00	4.83
Sociology	4.63	4.75	4.75	5.00	4.63	3.94	4.88	4.69	4.81	4.69	4.94
Tourism & Travels	4.00	4.00	4.00	4.00	4.33	4.00	3.67	4.33	3.67	3.67	4.00
Zoology	4.28	4.22	4.33	4.44	4.17	4.50	4.72	4.50	4.44	4.39	4.78
<b>Grand Total</b>	<b>4.65</b>	<b>4.69</b>	<b>4.60</b>	<b>4.69</b>	<b>4.57</b>	<b>4.29</b>	<b>4.71</b>	<b>4.52</b>	<b>4.61</b>	<b>4.78</b>	<b>4.81</b>

## **Student Feedback on Syllabus, CCA, Administration and Facilities**

<b>Evaluation Criteria</b>	<b>Arts</b>	<b>Commerce</b>	<b>Science</b>	<b>Grand Total</b>
<b>The syllabus of courses you study?</b>	4.79	4.96	4.38	<b>4.71</b>
<b>Continuous Comprehensive Assessment System</b>	4.43	4.42	3.88	<b>4.29</b>
<b>College's Administrative Office</b>	4.48	4.54	4.16	<b>4.41</b>
<b>Sports Facility</b>	3.69	4.24	4.06	<b>3.86</b>
<b>Adequacy of Laboratory and Equipment</b>	4.73	4.58	4.49	<b>4.65</b>
<b>College Website</b>	4.02	4.58	3.74	<b>4.02</b>
<b>Books, Journals and Newspaper in Library</b>	4.54	4.65	4.46	<b>4.54</b>
<b>Cultural Activities in the College</b>	3.88	4.19	3.53	<b>3.84</b>
<b>College Canteen</b>	2.67	3.35	2.8	<b>2.79</b>

# Assessment of Curriculum, Staff and Facilities by the Students





## **TEACHER'S FEEDBACK ON ACADEMIC ACTIVITIES IN COLLEGE**

<b>Evaluation Criteria</b>	<b>Arts</b>	<b>Science</b>	<b>Stream</b>	<b>Grand Total</b>
The admission process adopted for the admission is effective.	3.58	4.08	4.33	<b>3.79</b>
The college is able to attract meritorious students.	3.62	3.69	5.00	<b>3.74</b>
The faculties are updating their knowledge and skills.	4.19	4.23	4.33	<b>4.21</b>
The class work is taking place as per schedule.	4.31	4.33	5.00	<b>4.37</b>
The College Library is a major source of information.	4.23	4.62	5.00	<b>4.40</b>
The library is utilized optimally by the faculty.	4.08	4.46	5.00	<b>4.27</b>
The library is utilized optimally by the students.	4.04	4.54	5.00	<b>4.26</b>
The library is managed effectively.	4.31	4.54	5.00	<b>4.43</b>
The timings of the Library are convenient.	4.31	4.31	4.67	<b>4.33</b>
The teaching aids in the department are sufficient and up to date.	3.38	3.46	4.00	<b>3.45</b>
The teachers are supported with adequate learning resources.	3.69	3.15	4.33	<b>3.57</b>
The teachers are encouraged to carry out research.	3.85	3.00	4.00	<b>3.61</b>
The teachers are encouraged to organize seminars/workshops/ conferences.	4.04	4.15	4.67	<b>4.12</b>
The teachers are encouraged to participate in seminars /workshops/ conferences.	4.08	4.31	5.00	<b>4.21</b>
The teachers are encouraged to undertake extension service programmes.	3.92	3.85	4.33	<b>3.93</b>
The merit of the teachers is recognized.	2.88	3.23	4.00	<b>3.07</b>

## TEACHER'S FEEDBACK ON CURRICULUM

<b>Evaluation Criteria</b>	<b>Arts</b>	<b>Science</b>	<b>Stream</b>	<b>Grand Total</b>
The curriculum of the course is well designed and promotes learning experience of the students.	4.00	3.85	4.00	<b>3.95</b>
The recent changes in the curriculum are progressive.	3.88	3.62	4.33	<b>3.83</b>
The curriculum incorporates recent changes in the area.	3.81	3.62	4.67	<b>3.81</b>
Employability is given weightage in curriculum design and development.	3.32	3.54	4.00	<b>3.44</b>
The curriculum has been updated from time to time	4.15	3.69	4.00	<b>4.00</b>

## TEACHER'S FEEDBACK ON INFRASTRUCTURE

<b>Evaluation Criteria</b>	<b>Arts</b>	<b>Science</b>	<b>Stream</b>	<b>Grand Total</b>
The class rooms and furniture available are adequate.	3.04	2.46	4.00	<b>2.93</b>
The buildings and furniture are well maintained.	3.00	2.62	4.00	<b>2.95</b>
The labs are adequately equipped (wherever applicable).	3.43	3.38	4.00	<b>3.46</b>
The infrastructure available in the department is optimally used.	3.73	4.00	4.33	<b>3.86</b>
Parking facilities are available adequately.	2.69	2.69	3.67	<b>2.76</b>
Safe drinking water is available.	3.81	3.69	3.67	<b>3.76</b>
Sports infrastructure is adequate.	3.35	3.54	4.00	<b>3.45</b>

## TEACHER'S FEEDBACK ON ADMINISTRATION

<b>Evaluation Criteria</b>	<b>Arts</b>	<b>Science</b>	<b>Stream</b>	<b>Grand Total</b>
The administration is sincerely putting efforts for the development of the institution.	4.00	4.38	4.33	<b>4.14</b>
The administration is accessible.	4.19	4.38	4.33	<b>4.26</b>
The quality initiatives taken up during the last academic year are contributing for improvement.	3.77	4.15	4.00	<b>3.90</b>
The faculty are given freedom to express their opinions.	4.12	4.25	5.00	<b>4.22</b>
The IQAC is working well for promoting quality in the institution.	3.96	4.38	4.33	<b>4.12</b>
The college is providing adequate opportunities and support to the faculty.	4.08	4.31	4.67	<b>4.19</b>